

2019



ASBK.COM.AU f t i y

Round 6 : Phillip Island GP Circuit : October 4 - 6

YMI AUSTRALIAN SUPERSPORT 300 CHAMPIONSHIP

Qualifying 2

 Date: 05/10/19
 Event: Q06
 Weather: Mostly Sunny - Temp: 16.7C
 Track: Dry - Temp: 38.5C

 Started at: 11:50:32
 Laps: 20 Min
 Starters: 28
 Printed at: 12:28

PROVISIONAL CLASSIFICATION

Pos	No	Name	Machine	Fastest Lap	On Lap	Behind Leader	Behind Prev	Top Speed
1	151	Locky TAYLOR (QLD) / Yamaha Aust. / YRD / Shark Leathers / X-lite Helmets / RideDynamics	Yamaha R3 321	1:48.486	5 of 7			197
2	333	Yannis SHAW (NSW) / WRP Bridgestone	Kawasaki EX 400	1:48.902	5 of 11	.416	.416	199
3	308	John LYTRAS (QLD) / Caboolture Yamaha / Jekyl + Hyde / Sport Savvy Aust. / South Sydney Comm.	Yamaha R3 321	1:48.991	6 of 10	.505	.089	196
4	81	Senna AGIUS (NSW) / Schuberth / Held / Bikebiz / JMT Civil	Kawasaki EX 400	1:49.004	6 of 11	.518	.013	203
5	57	Seth CRUMP (QLD) / Rock Oil / KTM	KTM RC 390	1:49.115	7 of 11	.629	.111	202
6	20	Hunter FORD (NSW) / Yamaha / YRD / Held Australia / Schuberth Australia / SpeedAngle Laptimer	Yamaha R3 321	1:49.226	10 of 10	.740	.111	201
7	355	Laura BROWN (NSW) / WNR / Hazeldene Chickens / Motul / Link / Obvious Signs / NG Brake Disc	Yamaha R3 321	1:49.408	2 of 11	.922	.182	198
8	25	Luke JHONSTON (NSW) / Proworx / The Bike Vault Castlemaine / Motul / Benweld / Davis Bikeworx	Kawasaki EX 400	1:49.451	6 of 11	.965	.043	198
9	72	Ben BAKER (NSW) / WNR / SCK U / Tech Motostars / Jekyl +Hyde / Two Wheel Obsession	Yamaha R3 321	1:49.639	9 of 11	1.153	.188	197
10	11	Brandon DEMMERY (NSW) / Rustic Flooring / Surefire Security / Gorilla Energy 2 Thugs Customs	Yamaha R3 321	1:49.756	8 of 10	1.270	.117	197
11	121	Reece OUGHTRED (VIC) / Dynoverks / Chandler / Carl Cox M-sport / TT M-cycles / DeMenna Cranes	Yamaha R3 321	1:49.948	9 of 9	1.462	.192	195
12	60	Ben BURKE (NSW) / Kawasaki BCperformance / Landscapesupplies.com.au	Kawasaki EX 400	1:50.223	4 of 11	1.737	.275	194
13	97	Peter NERLICH (VIC) / TCN Racing	Kawasaki EX 400	1:50.256	11 of 11	1.770	.033	196
14	47	Zylas BUNTING (NSW) / Proworx / Blayney M-cycles / Penrite / Whites Racing Prod. / Well Sprung Susp.	Kawasaki EX 400	1:50.699	2 of 11	2.213	.443	197
15	95	Matthew RINDEL (VIC) / AMX / TopHat Barber / Retrolooks / The Hydroblast Shop / Aeros Trikes Aust.	Yamaha R3 321	1:51.633	9 of 11	3.147	.934	189
16	224	Harry PARKER (NZ)	Yamaha R3 321	1:52.659	10 of 10	4.173	1.026	183
17	99	Jacob HATCH (NSW) / Motocity / Atomised Dust Systems	Yamaha R3 321	1:52.834	4 of 8	4.348	.175	195
18	33	Grace POUTCH (VIC) / SC Project Oceania / Hitachi / SD-R Performance / RAF Civil / Ricondi	Kawasaki EX 400	1:53.555	6 of 9	5.069	.721	192
19	30	Stephany KAPILAWI-JAMES (QLD) / Proworx / Big Knobs Crash Sliders / Stitch Smith / HJC / Sidi / Smt2 / Spidi	Kawasaki EX 400	1:53.769	3 of 11	5.283	.214	192
20	292	Ryan SMITH (NSW) / DK Heavy Plant Services / Elite Air & Electrical / Port Tune Performance	Yamaha R3 321	1:54.094	6 of 10	5.608	.325	186
21	110	Zak PETTENDY (NSW) / bike sales.com	Yamaha R3 321	1:55.639	4 of 8	7.153	1.545	192

Chief Timekeeper - Scott Laing

Clerk of Course - Tom Williams


www.computime.com.au

COMPUTIME RACE TIMING SYSTEMS PTY LTD



2019



ASBK.COM.AU f t i y

Round 6 : Phillip Island GP Circuit : October 4 - 6

YMI AUSTRALIAN SUPERSPORT 300 CHAMPIONSHIP

Qualifying 2

Date: 05/10/19
Event: Q06
Weather: Mostly Sunny - Temp: 16.7C
Track: Dry - Temp: 38.5C

Started at: 11:50:32
Laps: 20 Min
Starters: 28
Printed at: 12:28

PROVISIONAL CLASSIFICATION

Pos	No	Name	Machine	Fastest Lap	On Lap	Behind Leader	Behind Prev	Top Speed
22	444	Ryan MOSCARDINI (QLD) / NQ Flooring / Fast Bike Tyres / Forma Boots / Suncity Yamaha / DM Welding	Yamaha R3 321	1:56.648	11 of 11	8.162	1.009	181
23	17	Hunter DIPLOCK (NSW) / Maitland Motorcycles / Diplock Racing	Yamaha YZF-R3	1:57.241	10 of 10	8.755	.593	179
24	19	Craig WHITE (NSW) / WRP Bridgestone	Kawasaki EX 400	1:57.476	5 of 10	8.990	.235	184
25	29	Patrick LI (VIC) / MotoGo / Rstaichi	Yamaha R3 321	1:57.751	5 of 7	9.265	.275	177
26	337	Greg FARRELL (NSW) / Kawasaki BCperformance / Landscapesupplies.com.au	Kawasaki EX 400	2:00.289	10 of 10	11.803	2.538	179
27	38	David WILSON (VIC)	Kawasaki EX 400	2:01.411	9 of 10	12.925	1.122	182
Not enough laps								
NC	27	Max STAUFFER (NSW) / Yamaha / YRD / Racers Edge / Watson Site Services / QEA Pty Ltd / KYT	Yamaha R3 321	.000	0 of 0		-1:48.486	

Current qualifying record for SS300 class - 1:47.696 by Hunter FORD (NSW) on a Yamaha YZF-R3 set on 13/10/18

The results are provisional until the end of the time limit for protests and appeals.

Chief Timekeeper - Scott Laing

Clerk of Course - Tom Williams



www.computime.com.au
COMPUTIME RACE TIMING SYSTEMS PTY LTD

2019



ASBK.COM.AU f t i y

Round 6 : Phillip Island GP Circuit : October 4 - 6

YMI AUSTRALIAN SUPERSPORT 300 CHAMPIONSHIP

Qualifying 2

 Date: 05/10/19
 Event: Q06
 Weather: Mostly Sunny - Temp: 16.7C
 Track: Dry - Temp: 38.5C

 Started at: 11:50:32
 Laps: 20 Min
 Starters: 28
 Printed at: 12:28

PROVISIONAL LAP TIMES

No	Name	Lap 1	Lap 2	Lap 3	Lap 4	Lap 5	Lap 6	Lap 7	Lap 8	Lap 9	Lap 10	Lap 11
11	Brandon DEMMERY (NSW)	1:55.496	1:51.163	1:51.094	1:50.657	1:50.293	2:38.601	2:49.748	1:49.756	1:50.352	1:49.804	
17	Hunter DIPLOCK (NSW)	2:04.690	1:59.244	1:59.035	1:58.341	1:57.550	1:57.281	1:58.052	1:57.268	1:57.543	1:57.241	
19	Craig WHITE (NSW)	2:04.284	1:58.915	1:58.598	1:57.881	1:57.476	1:58.173	1:58.516	2:02.208	1:57.957	1:59.445	
20	Hunter FORD (NSW)	3:00.952	1:53.041	1:51.028	1:49.522	1:49.502	1:49.698	1:51.756	1:49.436	1:51.704	1:49.226	
25	Luke JHONSTON (NSW)	1:53.300	1:50.612	1:51.444	1:50.834	1:49.648	1:49.451	1:49.769	1:50.511	1:51.591	1:49.616	1:50.404
29	Patrick LI (VIC)	2:10.684	1:58.903	1:57.963	1:57.997	1:57.751	1:57.937	1:58.174				
30	Stephany KAPILAWI-JAMES (QLD)	1:57.840	1:54.401	1:53.769	1:54.632	1:55.178	1:54.083	1:53.818	1:53.804	1:53.791	1:53.913	1:54.025
33	Grace POUTCH (VIC)	1:58.917	1:55.852	1:53.601	1:54.656	1:54.126	1:53.555	4:31.155	2:05.947	1:59.943		
38	David WILSON (VIC)	2:05.118	2:02.855	2:03.163	2:03.329	2:02.790	2:01.669	2:02.284	2:01.502	2:01.411	2:01.712	
47	Zylas BUNTING (NSW)	1:56.613	1:50.699	1:50.958	1:50.806	1:52.772	1:52.372	1:51.779	1:53.382	1:52.901	1:52.819	1:53.440
57	Seth CRUMP (QLD)	1:52.957	1:50.346	1:51.154	1:50.938	1:49.595	1:50.154	1:49.115	1:51.813	1:50.042	1:50.399	1:49.818
60	Ben BURKE (NSW)	1:55.599	1:51.229	1:51.093	1:50.223	1:53.586	1:51.012	1:50.442	1:50.930	1:52.059	1:51.316	1:51.569
72	Ben BAKER (NSW)	1:54.449	1:50.279	1:51.146	1:51.982	1:50.129	1:50.672	1:49.665	1:50.347	1:49.639	1:49.835	1:49.848
81	Senna AGIUS (NSW)	1:53.387	1:50.949	1:51.319	1:51.369	1:49.661	1:49.004	1:49.748	1:52.098	1:49.082	1:51.195	1:50.725
95	Matthew RINDEL (VIC)	1:58.790	1:54.102	1:53.401	1:52.301	1:53.466	1:52.641	1:52.095	1:52.566	1:51.633	1:52.517	1:52.335
97	Peter NERLICH (VIC)	1:54.882	1:51.142	1:51.315	1:50.453	2:33.266	1:57.441	1:51.444	1:51.136	2:19.265	1:52.674	1:50.256
99	Jacob HATCH (NSW)	2:41.779	2:35.905	1:55.251	1:52.834	1:53.586	3:00.211	2:18.345	1:55.040			
110	Zak PETTENDY (NSW)	2:08.762	2:38.014	1:56.275	1:55.639	3:12.675	2:26.027	1:57.018	1:56.874			
121	Reece OUGHTRED (VIC)	2:05.739	1:54.478	2:32.782	1:58.630	1:51.391	1:50.538	1:50.000	1:50.135	1:49.948		
151	Lucky TAYLOR (QLD)	1:54.430	1:49.633	1:49.982	1:52.042	1:48.486	1:50.737	4:56.333				
224	Harry PARKER (NZ)	1:58.044	1:53.422	1:53.996	2:39.850	2:48.530	1:54.874	1:52.938	1:53.789	1:52.947	1:52.659	
292	Ryan SMITH (NSW)	1:58.436	1:55.115	1:54.922	3:22.881	1:58.397	1:54.094	1:54.601	1:54.289	1:54.370	1:54.397	
308	John LYTRAS (QLD)	1:54.071	1:51.950	1:52.404	3:29.200	1:54.098	1:48.991	1:51.031	1:51.665	1:50.056	1:49.910	
333	Yannis SHAW (NSW)	1:53.284	1:50.256	1:51.360	1:51.083	1:48.902	1:56.876	1:50.130	1:49.657	1:49.313	1:49.336	1:49.790
337	Greg FARRELL (NSW)	2:02.798	2:01.272	2:01.350	2:01.068	2:00.894	2:01.073	2:01.664	2:01.151	2:00.546	2:00.289	
355	Laura BROWN (NSW)	1:54.337	1:49.408	1:51.082	1:52.125	1:50.511	1:50.073	1:49.697	1:49.660	1:49.883	1:51.037	1:49.870
444	Ryan MOSCARDINI (QLD)	2:01.959	1:59.488	2:00.106	1:58.132	1:57.739	1:59.366	1:58.269	1:57.137	1:56.673	1:57.079	1:56.648

The results are provisional until the end of the time limit for protests and appeals.

Chief Timekeeper - Scott Laing

Clerk of Course - Tom Williams


www.computime.com.au

COMPUTIME RACE TIMING SYSTEMS PTY LTD



2019



Round 6 : Phillip Island GP Circuit : October 4 - 6

YMI AUSTRALIAN SUPERSPORT 300 CHAMPIONSHIP

Qualifying 2

Date: 05/10/19
 Event: Q06
 Weather: Mostly Sunny - Temp: 16.7C
 Track: Dry - Temp: 38.5C

Started at: 11:50:32
 Laps: 20 Min
 Starters: 28
 Printed at: 12:28

PROVISIONAL SPLIT TIMES

Lap	Split 1	Split 2	Split 3	Split 4	Lap Time	Spd	Lap	Split 1	Split 2	Split 3	Split 4	Lap Time	Spd
11 Brandon DEMMERY (NSW) (10th)							8	26.276	32.402	21.100	29.658	1:49.436	188
1	29.946	33.687	21.177	30.686	1:55.496 P		9	27.697	33.118	20.592	30.297	1:51.704	188
2	26.295	32.512	21.585	30.771	1:51.163	192	10	26.057	32.176	20.906	30.087	1:49.226	201
3	26.511	32.505	21.424	30.654	1:51.094	191	25 Luke JHONSTON (NSW) (8th)						
4	26.878	32.565	21.282	29.932	1:50.657	184	1	29.163	32.475	21.160	30.502	1:53.300 P	
5	26.437	32.687	21.299	29.870	1:50.293	197	2	26.437	32.311	21.279	30.585	1:50.612	196
6	26.306	32.648	21.223	1:18.424	2:38.601	187	3	26.533	31.972	21.362	31.577	1:51.444	191
7	54.599	1:03.221	21.691	30.237	2:49.748 P		4	26.805	32.569	21.060	30.400	1:50.834	184
8	26.407	32.046	21.037	30.266	1:49.756	192	5	26.520	32.151	20.961	30.016	1:49.648	194
9	26.389	32.412	20.863	30.688	1:50.352	188	6	26.179	32.136	20.873	30.263	1:49.451	193
10	26.288	32.205	21.441	29.870	1:49.804	190	7	26.245	32.120	20.953	30.451	1:49.769	194
17 Hunter DIPLOCK (NSW) (23th)							8	26.913	31.941	21.194	30.463	1:50.511	191
1	31.562	35.873	24.267	32.988	2:04.690 P		9	28.792	32.022	20.759	30.018	1:51.591	191
2	28.649	34.626	23.031	32.938	1:59.244	178	10	25.999	32.086	20.915	30.616	1:49.616	198
3	28.570	34.549	22.731	33.185	1:59.035	176	11	26.402	32.141	21.232	30.629	1:50.404	190
4	28.290	34.644	23.043	32.364	1:58.341	177	29 Patrick LI (VIC) (25th)						
5	28.226	34.283	22.722	32.319	1:57.550	177	1	38.023	37.159	22.573	32.929	2:10.684 P	
6	28.286	34.109	22.611	32.275	1:57.281	178	2	28.569	34.805	22.705	32.824	1:58.903	174
7	28.351	34.222	23.127	32.352	1:58.052	179	3	28.243	34.696	22.442	32.582	1:57.963	175
8	28.606	34.259	22.212	32.191	1:57.268	178	4	28.046	34.433	22.966	32.552	1:57.997	177
9	28.182	34.263	22.758	32.340	1:57.543	177	5	28.211	34.554	22.809	32.177	1:57.751	175
10	28.262	34.161	22.560	32.258	1:57.241	177	6	28.401	34.480	22.735	32.321	1:57.937	175
19 Craig WHITE (NSW) (24th)							7	28.650	34.806	22.568	32.150	1:58.174	173
1	31.625	36.605	23.022	33.032	2:04.284 P		30 Stephany KAPILAWI-JAMES (QLD) (19th)						
2	28.415	35.029	22.654	32.817	1:58.915	183	1	30.879	33.566	21.703	31.692	1:57.840 P	
3	28.476	34.905	22.605	32.612	1:58.598	181	2	27.538	33.567	21.710	31.586	1:54.401	192
4	28.560	34.758	22.309	32.254	1:57.881	184	3	27.272	33.373	21.734	31.390	1:53.769	191
5	28.063	34.881	22.279	32.253	1:57.476	182	4	27.361	33.662	21.958	31.651	1:54.632	192
6	28.148	34.629	22.799	32.597	1:58.173	181	5	27.475	33.598	22.114	31.991	1:55.178	190
7	28.259	34.770	22.675	32.812	1:58.516	179	6	27.565	33.269	21.716	31.533	1:54.083	191
8	28.334	35.771	24.513	33.590	2:02.208	178	7	27.321	33.033	21.760	31.704	1:53.818	187
9	28.126	34.877	22.327	32.627	1:57.957	178	8	27.287	33.015	21.833	31.669	1:53.804	191
10	28.467	34.962	22.902	33.114	1:59.445	173	9	27.464	33.137	21.675	31.515	1:53.791	191
20 Hunter FORD (NSW) (6th)							10	27.624	33.003	21.633	31.653	1:53.913	189
1	29.458	33.930	21.626	1:35.938	3:00.952 P		11	27.710	32.990	21.756	31.569	1:54.025	188
2	27.807	32.874	21.486	30.874	1:53.041 P		33 Grace POUTCH (VIC) (18th)						
3	27.122	32.242	21.523	30.141	1:51.028	184	1	30.669	33.885	22.197	32.166	1:58.917 P	
4	26.624	32.241	20.814	29.843	1:49.522	191	2	27.445	34.105	21.955	32.347	1:55.852	192
5	26.242	32.317	20.903	30.040	1:49.502	192	3	27.068	33.557	21.951	31.025	1:53.601	192
6	26.288	32.086	21.024	30.300	1:49.698	193	4	27.541	34.267	21.760	31.088	1:54.656	192
7	26.567	32.842	21.769	30.578	1:51.756	190							

Chief Timekeeper - Scott Laing

Clerk of Course - Tom Williams



2019



Round 6 : Phillip Island GP Circuit : October 4 - 6

YMI AUSTRALIAN SUPERSPORT 300 CHAMPIONSHIP

Qualifying 2

Date: 05/10/19
 Event: Q06
 Weather: Mostly Sunny - Temp: 16.7C
 Track: Dry - Temp: 38.5C

Started at: 11:50:32
 Laps: 20 Min
 Starters: 28
 Printed at: 12:28

PROVISIONAL SPLIT TIMES

Lap	Split 1	Split 2	Split 3	Split 4	Lap Time	Spd	Lap	Split 1	Split 2	Split 3	Split 4	Lap Time	Spd
5	27.269	34.053	21.977	30.827	1:54.126	190	60 Ben BURKE (NSW) (12th)						
6	27.390	33.562	21.732	30.871	1:53.555	192	1	29.537	33.561	21.277	31.224	1:55.599 P	
7	27.820	33.844	21.892	3:07.599	4:31.155	188	2	26.633	32.617	21.278	30.701	1:51.229	194
8	34.477	35.637	22.368	33.465	2:05.947 P		3	26.383	32.548	21.487	30.675	1:51.093	193
9	28.217	34.926	22.959	33.841	1:59.943	183	4	26.424	32.154	21.155	30.490	1:50.223	193
							5	27.865	33.776	21.312	30.633	1:53.586	193
							6	26.514	32.556	21.126	30.816	1:51.012	193
38 David WILSON (VIC) (27th)							7	26.340	32.173	21.239	30.690	1:50.442	194
1	31.475	36.342	23.445	33.856	2:05.118 P		8	26.409	32.235	21.324	30.962	1:50.930	193
2	29.299	36.493	23.436	33.627	2:02.855	180	9	26.697	32.749	21.550	31.063	1:52.059	193
3	29.123	36.395	23.667	33.978	2:03.163	180	10	26.604	32.517	21.407	30.788	1:51.316	192
4	29.371	36.339	23.407	34.212	2:03.329	178	11	26.490	32.468	21.373	31.238	1:51.569	190
5	29.306	36.246	23.526	33.712	2:02.790	176							
6	29.165	35.691	23.339	33.474	2:01.669	177	72 Ben BAKER (NSW) (9th)						
7	29.137	35.962	23.401	33.784	2:02.284	176	1	29.565	33.013	21.459	30.412	1:54.449 P	
8	29.158	35.466	23.353	33.525	2:01.502	176	2	26.297	32.604	21.133	30.245	1:50.279	197
9	28.989	35.627	23.304	33.491	2:01.411	175	3	26.786	32.254	21.258	30.848	1:51.146	190
10	28.648	36.230	23.484	33.350	2:01.712	182	4	27.654	32.417	21.715	30.196	1:51.982	187
							5	26.297	32.300	21.107	30.425	1:50.129	196
47 Zylas BUNTING (NSW) (14th)							6	26.685	32.290	21.128	30.569	1:50.672	187
1	29.971	33.540	21.538	31.564	1:56.613 P		7	26.138	32.240	21.095	30.192	1:49.665	195
2	26.602	32.430	21.091	30.576	1:50.699	196	8	26.447	32.452	21.211	30.237	1:50.347	196
3	26.605	32.786	21.278	30.289	1:50.958	197	9	26.511	32.153	20.872	30.103	1:49.639	189
4	26.668	32.500	21.289	30.349	1:50.806	194	10	26.385	32.092	20.812	30.546	1:49.835	194
5	26.488	33.513	21.427	31.344	1:52.772	196	11	26.556	32.188	21.248	29.856	1:49.848	194
6	27.001	32.731	21.376	31.264	1:52.372	189							
7	27.119	32.798	21.401	30.461	1:51.779	190	81 Senna AGIUS (NSW) (4th)						
8	26.843	32.964	22.096	31.479	1:53.382	193	1	28.805	32.629	21.434	30.519	1:53.387 P	
9	26.960	32.985	21.702	31.254	1:52.901	188	2	26.839	32.293	21.298	30.519	1:50.949	191
10	27.204	32.994	21.571	31.050	1:52.819	187	3	26.740	31.936	21.409	31.234	1:51.319	195
11	27.483	33.316	21.670	30.971	1:53.440	182	4	27.628	32.289	21.298	30.154	1:51.369	184
							5	26.384	31.904	21.235	30.138	1:49.661	203
57 Seth CRUMP (QLD) (5th)							6	26.130	32.038	20.982	29.854	1:49.004	203
1	29.545	32.575	20.936	29.901	1:52.957 P		7	26.429	32.186	20.925	30.208	1:49.748	191
2	26.250	32.192	21.417	30.487	1:50.346	202	8	26.476	33.706	21.685	30.231	1:52.098	194
3	26.727	31.945	21.391	31.091	1:51.154	197	9	25.815	31.889	21.102	30.276	1:49.082	203
4	27.004	31.967	21.296	30.671	1:50.938	188	10	27.596	31.924	20.953	30.722	1:51.195	187
5	26.540	31.822	20.964	30.269	1:49.595	195	11	26.118	32.159	22.079	30.369	1:50.725	193
6	26.408	32.371	21.041	30.334	1:50.154	192							
7	26.238	31.925	20.828	30.124	1:49.115	191	95 Matthew RINDEL (VIC) (15th)						
8	26.319	32.593	22.589	30.312	1:51.813	197	1	31.123	34.382	22.021	31.264	1:58.790 P	
9	26.336	32.236	21.291	30.179	1:50.042	196	2	27.817	33.569	21.808	30.908	1:54.102	182
10	26.335	32.222	20.900	30.942	1:50.399	193	3	27.167	33.311	21.941	30.982	1:53.401	181
11	26.559	31.910	20.979	30.370	1:49.818	187	4	27.094	33.043	21.461	30.703	1:52.301	182

Chief Timekeeper - Scott Laing

Clerk of Course - Tom Williams



2019



Round 6 : Phillip Island GP Circuit : October 4 - 6

YMI AUSTRALIAN SUPERSPORT 300 CHAMPIONSHIP

Qualifying 2

Date: 05/10/19
Event: Q06
Weather: Mostly Sunny - Temp: 16.7C
Track: Dry - Temp: 38.5C

Started at: 11:50:32
Laps: 20 Min
Starters: 28
Printed at: 12:28

PROVISIONAL SPLIT TIMES

Lap	Split 1	Split 2	Split 3	Split 4	Lap Time	Spd	Lap	Split 1	Split 2	Split 3	Split 4	Lap Time	Spd
5	27.243	33.513	21.865	30.845	1:53.466	182	3	29.169	58.876	27.394	37.343	2:32.782	179
6	27.138	33.080	21.714	30.709	1:52.641	182	4	31.894	34.461	21.697	30.578	1:58.630	144
7	26.874	32.947	21.471	30.803	1:52.095	189	5	26.818	32.391	21.371	30.811	1:51.391	193
8	26.835	33.107	21.439	31.185	1:52.566	183	6	26.502	32.573	21.103	30.360	1:50.538	190
9	26.827	32.553	21.401	30.852	1:51.633	181	7	26.545	32.027	20.934	30.494	1:50.000	192
10	27.020	33.078	21.605	30.814	1:52.517	178	8	26.652	32.443	20.901	30.139	1:50.135	191
11	27.102	32.959	21.607	30.667	1:52.335	179	9	26.525	32.142	21.094	30.187	1:49.948	195

97 Peter NERLICH (VIC) (13th)

151 Locky TAYLOR (QLD) (1st)

1	29.770	33.200	21.284	30.628	1:54.882 P		1	29.827	32.944	21.181	30.478	1:54.430 P	
2	26.299	32.444	21.645	30.754	1:51.142	192	2	26.804	31.970	20.951	29.908	1:49.633	189
3	26.346	33.111	21.325	30.533	1:51.315	194	3	26.131	32.011	20.940	30.900	1:49.982	192
4	26.039	32.655	21.307	30.452	1:50.453	196	4	27.311	32.634	21.676	30.421	1:52.042	184
5	26.660	33.988	21.422	1:11.196	2:33.266	196	5	25.881	31.763	21.149	29.693	1:48.486	197
6	30.864	33.858	22.054	30.665	1:57.441 P		6	26.687	32.349	21.213	30.488	1:50.737	188
7	26.460	32.709	21.509	30.766	1:51.444	192	7	25.951	31.785	20.967	3:37.630	4:56.333	195
8	26.520	32.443	21.578	30.595	1:51.136	189							
9	26.707	32.909	21.623	58.026	2:19.265	188							
10	27.987	32.493	21.514	30.680	1:52.674 P								
11	26.191	32.336	21.128	30.601	1:50.256	189							

1	29.827	32.944	21.181	30.478	1:54.430 P								
2	26.804	31.970	20.951	29.908	1:49.633	189							
3	26.131	32.011	20.940	30.900	1:49.982	192							
4	27.311	32.634	21.676	30.421	1:52.042	184							
5	25.881	31.763	21.149	29.693	1:48.486	197							
6	26.687	32.349	21.213	30.488	1:50.737	188							
7	25.951	31.785	20.967	3:37.630	4:56.333	195							

99 Jacob HATCH (NSW) (17th)

224 Harry PARKER (NZ) (16th)

1	30.454	34.005	22.590	1:14.730	2:41.779 P		1	30.817	33.646	22.446	31.135	1:58.044 P	
2	33.138	56.968	32.446	33.353	2:35.905 P		2	27.468	32.970	21.754	31.230	1:53.422	183
3	29.176	33.664	21.552	30.859	1:55.251	172	3	27.279	33.215	22.083	31.419	1:53.996	183
4	26.709	32.982	21.586	31.557	1:52.834	195	4	28.734	36.556	23.829	1:10.731	2:39.850	172
5	27.811	32.964	21.488	31.323	1:53.586	188	5	43.356	38.870	26.123	1:00.181	2:48.530 P	
6	27.536	33.073	22.114	1:37.488	3:00.211	186	6	29.341	32.910	21.541	31.082	1:54.874 P	
7	33.344	44.640	28.204	32.157	2:18.345 P		7	27.159	32.911	21.713	31.155	1:52.938	183
8	28.727	33.630	22.074	30.609	1:55.040	164	8	27.429	33.133	21.803	31.424	1:53.789	178

1	30.817	33.646	22.446	31.135	1:58.044 P								
2	27.468	32.970	21.754	31.230	1:53.422	183							
3	27.279	33.215	22.083	31.419	1:53.996	183							
4	28.734	36.556	23.829	1:10.731	2:39.850	172							
5	43.356	38.870	26.123	1:00.181	2:48.530 P								
6	29.341	32.910	21.541	31.082	1:54.874 P								
7	27.159	32.911	21.713	31.155	1:52.938	183							
8	27.429	33.133	21.803	31.424	1:53.789	178							
9	27.279	32.992	21.834	30.842	1:52.947	181							
10	27.149	32.815	21.513	31.182	1:52.659	180							

110 Zak PETTENDY (NSW) (21th)

292 Ryan SMITH (NSW) (20th)

1	39.140	34.426	22.675	32.521	2:08.762 P		1	30.912	33.847	22.376	31.301	1:58.436 P	
2	30.446	49.025	44.154	34.389	2:38.014	181	2	27.623	33.663	22.050	31.779	1:55.115	186
3	29.181	34.218	21.801	31.075	1:56.275	179	3	27.772	33.556	22.147	31.447	1:54.922	182
4	27.541	33.941	21.954	32.203	1:55.639	192	4	29.247	41.996	26.714	1:44.924	3:22.881	182
5	27.794	34.304	23.013	1:47.564	3:12.675	189	5	32.425	33.090	21.610	31.272	1:58.397 P	
6	49.625	39.430	25.152	31.820	2:26.027 P		6	28.153	33.318	21.465	31.158	1:54.094	181
7	28.223	34.453	22.734	31.608	1:57.018	184	7	27.614	33.313	22.222	31.452	1:54.601	183
8	27.844	34.230	22.559	32.241	1:56.874	184	8	27.476	33.329	21.868	31.616	1:54.289	177

1	30.912	33.847	22.376	31.301	1:58.436 P								
2	27.623	33.663	22.050	31.779	1:55.115	186							
3	27.772	33.556	22.147	31.447	1:54.922	182							
4	29.247	41.996	26.714	1:44.924	3:22.881	182							
5	32.425	33.090	21.610	31.272	1:58.397 P								
6	28.153	33.318	21.465	31.158	1:54.094	181							
7	27.614	33.313	22.222	31.452	1:54.601	183							
8	27.476	33.329	21.868	31.616	1:54.289	177							
9	27.478	33.534	21.936	31.422	1:54.370	184							
10	27.711	33.583	22.058	31.045	1:54.397	176							

121 Reece OUGHTRED (VIC) (11th)

308 John LYTRAS (QLD) (3rd)

1	39.455	33.242	21.759	31.283	2:05.739 P		1	29.221	32.778	21.468	30.604	1:54.071 P	
2	27.261	33.079	21.889	32.249	1:54.478	182	2	26.903	32.553	21.606	30.888	1:51.950	189

1	29.221	32.778	21.468	30.604	1:54.071 P								
2	26.903	32.553	21.606	30.888	1:51.950	189							

Chief Timekeeper - Scott Laing

Clerk of Course - Tom Williams



2019



Round 6 : Phillip Island GP Circuit : October 4 - 6

YMI AUSTRALIAN SUPERSPORT 300 CHAMPIONSHIP

Qualifying 2

Date: 05/10/19
 Event: Q06
 Weather: Mostly Sunny - Temp: 16.7C
 Track: Dry - Temp: 38.5C

Started at: 11:50:32
 Laps: 20 Min
 Starters: 28
 Printed at: 12:28

PROVISIONAL SPLIT TIMES

Lap	Split 1	Split 2	Split 3	Split 4	Lap Time	Spd	Lap	Split 1	Split 2	Split 3	Split 4	Lap Time	Spd
3	27.195	32.578	21.649	30.982	1:52.404	186	9	29.001	35.268	23.057	33.220	2:00.546	174
4	29.721	40.419	24.016	1:55.044	3:29.200	185	10	29.108	35.316	22.967	32.898	<u>2:00.289</u>	174
5	30.484	32.183	21.124	30.307	1:54.098 P								
6	26.174	31.835	20.792	30.190	1:48.991	196	355 Laura BROWN (NSW) (7th)						
7	26.660	32.241	21.663	30.467	1:51.031	191	1	29.758	33.230	21.039	30.310	1:54.337 P	
8	27.538	32.953	20.954	30.220	1:51.665	181	2	26.391	31.903	21.020	30.094	1:49.408	194
9	26.520	32.244	20.799	30.493	1:50.056	192	3	26.871	32.176	21.378	30.657	1:51.082	192
10	26.448	31.873	21.234	30.355	1:49.910	196	4	27.763	32.463	21.758	30.141	1:52.125	182
							5	26.539	32.212	21.260	30.500	1:50.511	192
							6	26.622	32.116	21.003	30.332	1:50.073	195
333 Yannis SHAW (NSW) (2nd)							7	26.528	32.007	21.169	29.993	1:49.697	194
1	29.423	32.435	21.062	30.364	1:53.284 P		8	26.399	32.287	21.074	29.900	1:49.660	194
2	26.367	32.453	21.095	30.341	1:50.256	199	9	27.063	32.151	20.869	29.800	1:49.883	198
3	26.630	31.939	21.039	31.752	1:51.360	190	10	26.734	32.813	21.004	30.486	1:51.037	186
4	26.515	32.750	21.512	30.306	1:51.083	185	11	26.244	31.977	21.446	30.203	1:49.870	198
5	25.923	31.796	20.940	30.243	1:48.902	195	444 Ryan MOSCARDINI (QLD) (22th)						
6	26.148	32.093	21.216	37.419	1:56.876	188	1	30.758	35.611	23.038	32.552	2:01.959 P	
7	26.035	32.323	21.264	30.508	1:50.130	195	2	29.167	34.924	22.828	32.569	1:59.488	178
8	26.196	31.924	21.150	30.387	1:49.657	190	3	28.690	35.252	23.172	32.992	2:00.106	181
9	26.175	31.751	21.002	30.385	1:49.313	191	4	28.440	34.240	22.897	32.555	1:58.132	176
10	25.946	31.969	20.839	30.582	1:49.336	192	5	28.191	34.623	22.685	32.240	1:57.739	176
11	26.336	32.215	21.015	30.224	1:49.790	192	6	28.485	35.289	22.751	32.841	1:59.366	176
337 Greg FARRELL (NSW) (26th)							7	28.367	34.253	22.646	33.003	1:58.269	179
1	31.967	35.061	23.044	32.726	2:02.798 P		8	28.107	33.874	22.680	32.476	1:57.137	179
2	28.883	35.688	23.383	33.318	2:01.272	179	9	28.042	33.813	22.568	32.250	1:56.673	176
3	29.401	35.256	23.123	33.570	2:01.350	179	10	28.265	33.951	22.711	32.152	1:57.079	175
4	29.217	35.594	22.828	33.429	2:01.068	178	11	28.117	33.930	22.579	32.022	1:56.648	175
5	29.216	35.555	22.947	33.176	2:00.894	177							
6	28.824	35.232	23.048	33.969	2:01.073	175							
7	29.611	35.143	23.296	33.614	2:01.664	176							
8	29.279	35.355	23.235	33.282	2:01.151	173							

The results are provisional until the end of the time limit for protests and appeals.

.....
 Chief Timekeeper - Scott Laing

.....
 Clerk of Course - Tom Williams



2019



ASBK.COM.AU f t i y

Round 6 : Phillip Island GP Circuit : October 4 - 6

YMI AUSTRALIAN SUPERSPORT 300 CHAMPIONSHIP

Qualifying 2

Date: 05/10/19
Event: Q06
Weather: Mostly Sunny - Temp: 16.7C
Track: Dry - Temp: 38.5C

Started at: 11:50:32
Laps: 20 Min
Starters: 28
Printed at: 12:28

PROVISIONAL FASTEST LAPS SEQUENCE

Race Time	No	Name	Machine	Fastest Lap	On Lap
1:59.180	81	Senna AGIUS (NSW)	Kawasaki EX 400	1:53.387	1
1:59.445	25	Luke JHONSTON (NSW)	Kawasaki EX 400	1:53.300	1
1:59.820	333	Yannis SHAW (NSW)	Kawasaki EX 400	1:53.284	1
2:00.003	57	Seth CRUMP (QLD)	KTM RC 390	1:52.957	1
3:50.057	25	Luke JHONSTON (NSW)	Kawasaki EX 400	1:50.612	2
3:50.076	333	Yannis SHAW (NSW)	Kawasaki EX 400	1:50.256	2
3:50.456	355	Laura BROWN (NSW)	Yamaha R3 321	1:49.408	2
9:21.421	333	Yannis SHAW (NSW)	Kawasaki EX 400	1:48.902	5
9:22.023	151	Locky TAYLOR (QLD)	Yamaha R3 321	1:48.486	5

The results are provisional until the end of the time limit for protests and appeals.

Chief Timekeeper - Scott Laing

Clerk of Course - Tom Williams



www.computime.com.au

COMPUTIME RACE TIMING SYSTEMS PTY LTD



2019



ASBK.COM.AU f t i y

Round 6 : Phillip Island GP Circuit : October 4 - 6

YMI AUSTRALIAN SUPERSPORT 300 CHAMPIONSHIP

Qualifying 2

Date: 05/10/19
 Event: Q06
 Weather: Mostly Sunny - Temp: 16.7C
 Track: Dry - Temp: 38.5C

Started at: 11:50:32
 Laps: 20 Min
 Starters: 28
 Printed at: 12:28

PROVISIONAL BEST PARTIAL TIMES

Pos	Split 1		Split 2		Split 3		Split 4		LAP		Ideal	Fastest
	Name	Time	Name	Time	Name	Time	Name	Time	Name	Time		
1	S. AGIUS	25.815	Y. SHAW	31.751	H. FORD	20.592	H. FORD	29.658	L. TAYLOR	1:48.277	1:48.486	
2	L. TAYLOR	25.881	L. TAYLOR	31.763	L. JHONSTON	20.759	L. TAYLOR	29.693	H. FORD	1:48.393	1:49.226	
3	Y. SHAW	25.923	S. CRUMP	31.822	J. LYTRAS	20.792	L. BROWN	29.800	S. AGIUS	1:48.483	1:49.004	
4	L. JHONSTON	25.999	J. LYTRAS	31.835	B. BAKER	20.812	S. AGIUS	29.854	L. JHONSTON	1:48.715	1:49.451	
5	P. NERLICH	26.039	S. AGIUS	31.889	S. CRUMP	20.828	B. BAKER	29.856	Y. SHAW	1:48.737	1:48.902	
6	H. FORD	26.057	L. BROWN	31.903	Y. SHAW	20.839	B. DEMMERY	29.870	S. CRUMP	1:48.789	1:49.115	
7	B. BAKER	26.138	L. JHONSTON	31.941	B. DEMMERY	20.863	S. CRUMP	29.901	L. BROWN	1:48.816	1:49.408	
8	J. LYTRAS	26.174	R. OUGHTRE	32.027	L. BROWN	20.869	L. JHONSTON	30.016	B. BAKER	1:48.898	1:49.639	
9	S. CRUMP	26.238	B. DEMMERY	32.046	R. OUGHTRE	20.901	R. OUGHTRE	30.139	J. LYTRAS	1:48.991	1:48.991	
10	L. BROWN	26.244	H. FORD	32.086	S. AGIUS	20.925	J. LYTRAS	30.190	B. DEMMERY	1:49.067	1:49.756	
11	B. DEMMERY	26.288	B. BAKER	32.092	L. TAYLOR	20.940	Y. SHAW	30.224	R. OUGHTRE	1:49.569	1:49.948	
12	B. BURKE	26.340	B. BURKE	32.154	Z. BUNTING	21.091	Z. BUNTING	30.289	P. NERLICH	1:49.955	1:50.256	
13	Z. BUNTING	26.488	P. NERLICH	32.336	B. BURKE	21.126	P. NERLICH	30.452	B. BURKE	1:50.110	1:50.223	
14	R. OUGHTRE	26.502	Z. BUNTING	32.430	P. NERLICH	21.128	B. BURKE	30.490	Z. BUNTING	1:50.298	1:50.699	
15	J. HATCH	26.709	M. RINDEL	32.553	M. RINDEL	21.401	J. HATCH	30.609	M. RINDEL	1:51.448	1:51.633	
16	M. RINDEL	26.827	H. PARKER	32.815	R. SMITH	21.465	M. RINDEL	30.667	J. HATCH	1:51.770	1:52.834	
17	G. POUTCH	27.068	J. HATCH	32.964	J. HATCH	21.488	G. POUTCH	30.827	H. PARKER	1:52.319	1:52.659	
18	H. PARKER	27.149	S. KAPILAWI-J	32.990	H. PARKER	21.513	H. PARKER	30.842	R. SMITH	1:53.076	1:54.094	
19	S. KAPILAWI-J	27.272	R. SMITH	33.090	S. KAPILAWI-J	21.633	R. SMITH	31.045	G. POUTCH	1:53.184	1:53.555	
20	R. SMITH	27.476	G. POUTCH	33.557	G. POUTCH	21.732	Z. PETTENDY	31.075	S. KAPILAWI-	1:53.285	1:53.769	
21	Z. PETTENDY	27.541	R. MOSCARDI	33.813	Z. PETTENDY	21.801	S. KAPILAWI-J	31.390	Z. PETTENDY	1:54.358	1:55.639	
22	R. MOSCARDI	28.042	Z. PETTENDY	33.941	H. DIPLOCK	22.212	R. MOSCARDI	32.022	R. MOSCARDI	1:56.445	1:56.648	
23	P. LI	28.046	H. DIPLOCK	34.109	C. WHITE	22.279	P. LI	32.150	H. DIPLOCK	1:56.694	1:57.241	
24	C. WHITE	28.063	P. LI	34.433	P. LI	22.442	H. DIPLOCK	32.191	P. LI	1:57.071	1:57.751	
25	H. DIPLOCK	28.182	C. WHITE	34.629	R. MOSCARDI	22.568	C. WHITE	32.253	C. WHITE	1:57.224	1:57.476	
26	D. WILSON	28.648	G. FARRELL	35.061	G. FARRELL	22.828	G. FARRELL	32.726	G. FARRELL	1:59.439	2:00.289	
27	G. FARRELL	28.824	D. WILSON	35.466	D. WILSON	23.304	D. WILSON	33.350	D. WILSON	2:00.768	2:01.411	

The results are provisional until the end of the time limit for protests and appeals.

Chief Timekeeper - Scott Laing

Clerk of Course - Tom Williams



www.computime.com.au
COMPUTIME RACE TIMING SYSTEMS PTY LTD

2019



Round 6 : Phillip Island GP Circuit : October 4 - 6
YMI AUSTRALIAN SUPERSPORT 300 CHAMPIONSHIP
Overall Qualifying

PROVISIONAL MERGED CLASSIFICATION

Date: 05/10/19

Printed at: 12:28

Pos	No	Name	Machine	Event Q01	Event Q06	Fastest Lap
1	151	Locky TAYLOR (QLD) / Yamaha Aust. / YRD / Shark Leathers / X-lite Helmets / RideDynamics	Yamaha R3 321	1:50.288	1:48.486	1:48.486
2	27	Max STAUFFER (NSW) / Yamaha / YRD / Racers Edge / Watson Site Services / QEA Pty Ltd / KYT	Yamaha R3 321	1:48.878		1:48.878
3	333	Yannis SHAW (NSW) / WRP Bridgestone	Kawasaki EX 400	1:49.475	1:48.902	1:48.902
4	308	John LYTRAS (QLD) / Caboolture Yamaha / Jekyl + Hyde / Sport Savvy Aust. / South Sydney Comm.	Yamaha R3 321	1:50.954	1:48.991	1:48.991
5	81	Senna AGIUS (NSW) / Schuberth / Held / Bikebiz / JMT Civil	Kawasaki EX 400	1:49.428	1:49.004	1:49.004
6	57	Seth CRUMP (QLD) / Rock Oil / KTM	KTM RC 390	1:51.017	1:49.115	1:49.115
7	20	Hunter FORD (NSW) / Yamaha / YRD / Held Australia / Schuberth Australia / SpeedAngle Laptimer	Yamaha R3 321	1:51.099	1:49.226	1:49.226
8	355	Laura BROWN (NSW) / WNR / Hazeldene Chickens / Motul / Link / Obvious Signs / NG Brake Disc	Yamaha R3 321	1:50.905	1:49.408	1:49.408
9	25	Luke JHONSTON (NSW) / Proworx / The Bike Vault Castlemaine / Motul / Benweld / Davis Bikeworx	Kawasaki EX 400	1:49.752	1:49.451	1:49.451
10	72	Ben BAKER (NSW) / WNR / SCK U / Tech Motostars / Jekyl +Hyde / Two Wheel Obsession	Yamaha R3 321	1:51.198	1:49.639	1:49.639
11	11	Brandon DEMMERY (NSW) / Rustic Flooring / Surefire Security / Gorilla Energy 2 Thugs Customs	Yamaha R3 321	1:50.397	1:49.756	1:49.756
12	121	Reece OUGHTRED (VIC) / Dynoverks / Chandler / Carl Cox M-sport / TT M-cycles / DeMenna Cranes	Yamaha R3 321	1:52.840	1:49.948	1:49.948
13	60	Ben BURKE (NSW) / Kawasaki BCperformance / Landscapesupplies.com.au	Kawasaki EX 400	1:50.922	1:50.223	1:50.223
14	97	Peter NERLICH (VIC) / TCN Racing	Kawasaki EX 400	1:50.233	1:50.256	1:50.233
15	47	Zylas BUNTING (NSW) / Proworx / Blayney M-cycles / Penrite / Whites Racing Prod. / Well Sprung Susp.	Kawasaki EX 400	1:52.348	1:50.699	1:50.699
16	95	Matthew RINDEL (VIC) / AMX / TopHat Barber / Retroooms / The Hydroblast Shop / Aeros Trikes Aust.	Yamaha R3 321	1:51.026	1:51.633	1:51.026
17	224	Harry PARKER (NZ)	Yamaha R3 321	1:53.082	1:52.659	1:52.659
18	99	Jacob HATCH (NSW) / Motocity / Atomised Dust Systems	Yamaha R3 321	1:54.643	1:52.834	1:52.834
19	110	Zak PETTENDY (NSW) / bike sales.com	Yamaha R3 321	1:53.103	1:55.639	1:53.103
20	33	Grace POUTCH (VIC) / SC Project Oceania / Hitachi / SD-R Performance / RAF Civil / Ricondi	Kawasaki EX 400	1:54.845	1:53.555	1:53.555
21	30	Stephany KAPILAWI-JAMES (QLD) / Proworx / Big Knobs Crash Sliders / Stitch Smith / HJC / Sidi / Smt2 / Spidi	Kawasaki EX 400	1:53.836	1:53.769	1:53.769
22	292	Ryan SMITH (NSW) / DK Heavy Plant Services / Elite Air & Electrical / Port Tune Performance	Yamaha R3 321	1:55.298	1:54.094	1:54.094
23	31	John QUINN (VIC) / SC Project Oceania / RAF Civil / Hitachi / SD-R Performance / Forma Boots	Kawasaki EX 300	1:55.249		1:55.249

.....
 Chief Timekeeper - Scott Laing

.....
 Clerk of Course - Tom Williams



www.computime.com.au

COMPUTIME RACE TIMING SYSTEMS PTY LTD



2019



ASBK.COM.AU f t i y

Round 6 : Phillip Island GP Circuit : October 4 - 6

YMI AUSTRALIAN SUPERSPORT 300 CHAMPIONSHIP

Overall Qualifying

PROVISIONAL MERGED CLASSIFICATION

Date: 05/10/19

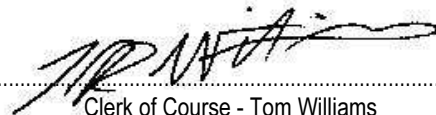
Printed at: 12:28

Pos	No	Name	Machine	Event Q01	Event Q06	Fastest Lap
24	92	Noel MAHON (VIC) / Proworx / Blayney M-cycles / Penrite / Ricondi / Whites Racing Products	Kawasaki EX 400	1:55.469		1:55.469
25	444	Ryan MOSCARDINI (QLD) / NQ Flooring / Fast Bike Tyres / Forma Boots / Suncity Yamaha / DM Welding	Yamaha R3 321	1:58.057	1:56.648	1:56.648
26	17	Hunter DIPLOCK (NSW) / Maitland Motorcycles / Diplock Racing	Kawasaki EX 300	1:59.868	1:57.241	1:57.241
27	19	Craig WHITE (NSW) / WRP Bridgestone	Kawasaki EX 400	1:59.449	1:57.476	1:57.476
28	29	Patrick LI (VIC) / MotoGo / Rstaichi	Yamaha R3 321	1:59.343	1:57.751	1:57.751
29	337	Greg FARRELL (NSW) / Kawasaki BCperformance / Landscapesupplies.com.au	Kawasaki EX 400	2:01.622	2:00.289	2:00.289
30	38	David WILSON (VIC)	Kawasaki EX 400	2:04.459	2:01.411	2:01.411

*** ALL RIDERS QUALIFY ***

The results are provisional until the end of the time limit for protests and appeals.


Chief Timekeeper - Scott Laing


Clerk of Course - Tom Williams



www.computime.com.au
COMPUTIME RACE TIMING SYSTEMS PTY LTD



2019



ASBK.COM.AU f t i y

Round 6 : Phillip Island GP Circuit : October 4 - 6

YMI AUSTRALIAN SUPERSPORT 300 CHAMPIONSHIP

EVENTS 2, 8 & 11

PROVISIONAL MERGED GRID SHEET

Date: 05/10/19

Printed at: 12:28



1	151	1 L. TAYLOR 1:48.486	27	2 M. STAUFFER 1:48.878	333	3 Y. SHAW 1:48.902
2	308	4 J. LYTRAS 1:48.991	81	5 S. AGIUS 1:49.004	57	6 S. CRUMP 1:49.115
3	20	7 H. FORD 1:49.226	355	8 L. BROWN 1:49.408	25	9 L. JHONSTON 1:49.451
4	72	10 B. BAKER 1:49.639	11	11 B. DEMMERY 1:49.756	121	12 R. OUGHTRED 1:49.948
5	60	13 B. BURKE 1:50.223	97	14 P. NERLICH 1:50.233	47	15 Z. BUNTING 1:50.699
6	95	16 M. RINDEL 1:51.026	224	17 H. PARKER 1:52.659	99	18 J. HATCH 1:52.834
7	110	19 Z. PETTENDY 1:53.103	33	20 G. POUTCH 1:53.555	30	21 S. KAPILAWI-JAM 1:53.769
8	292	22 R. SMITH 1:54.094	31	23 J. QUINN 1:55.249	92	24 N. MAHON 1:55.469
9	444	25 R. MOSCARDINI 1:56.648	17	26 H. DIPLOCK 1:57.241	19	27 C. WHITE 1:57.476
10	29	28 P. LI 1:57.751	337	29 G. FARRELL 2:00.289	38	30 D. WILSON 2:01.411

Chief Timekeeper - Scott Laing

Clerk of Course - Tom Williams



www.computime.com.au
COMPUTIME RACE TIMING SYSTEMS PTY LTD



2019



ASBK.COM.AU f t i y

Round 6 : Phillip Island GP Circuit : October 4 - 6


YMI AUSTRALIAN SUPERSPORT 300 CHAMPIONSHIP EVENTS 2, 8 & 11

PROVISIONAL MERGED GRID SHEET

Date: 05/10/19

Printed at: 12:28

38	30 D. WILSON 2:01.411	337	29 G. FARRELL 2:00.289	29	28 P. LI 1:57.751	10
19	27 C. WHITE 1:57.476	17	26 H. DIPLOCK 1:57.241	444	25 R. MOSCARDINI 1:56.648	9
92	24 N. MAHON 1:55.469	31	23 J. QUINN 1:55.249	292	22 R. SMITH 1:54.094	8
30	21 S. KAPILAWI-JAM 1:53.769	33	20 G. POUTCH 1:53.555	110	19 Z. PETTENDY 1:53.103	7
99	18 J. HATCH 1:52.834	224	17 H. PARKER 1:52.659	95	16 M. RINDEL 1:51.026	6
47	15 Z. BUNTING 1:50.699	97	14 P. NERLICH 1:50.233	60	13 B. BURKE 1:50.223	5
121	12 R. OUGHTRED 1:49.948	11	11 B. DEMMERY 1:49.756	72	10 B. BAKER 1:49.639	4
25	9 L. JHONSTON 1:49.451	355	8 L. BROWN 1:49.408	20	7 H. FORD 1:49.226	3
57	6 S. CRUMP 1:49.115	81	5 S. AGIUS 1:49.004	308	4 J. LYTRAS 1:48.991	2
333	3 Y. SHAW 1:48.902	27	2 M. STAUFFER 1:48.878	151	1 L. TAYLOR 1:48.486	1



Chief Timekeeper - Scott Laing

Clerk of Course - Tom Williams



www.computime.com.au
COMPUTIME RACE TIMING SYSTEMS PTY LTD



2019



ASBK.COM.AU f t i y

Round 6 : Phillip Island GP Circuit : October 4 - 6

YMI AUSTRALIAN SUPERSPORT 300 CHAMPIONSHIP

Qualifying 2


Date: 05/10/19
Event: Q06
Weather: Mostly Sunny - Temp: 16.7C
Track: Dry - Temp: 38.5C

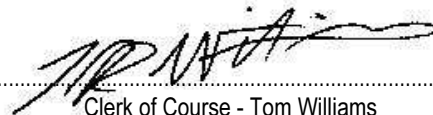
Started at: 11:50:32
Laps: 20 Min
Starters: 28
Printed at: 12:28

PROVISIONAL RACE INFORMATION

Time	Description
11:50:32	Event Start
11:59:42	Rider 27 (Max STAUFFER) CRASHED TURN 4 - RIDER UP - RESUMED
12:10:38	Chequered Flag
12:13:48	Event Finish

The results are provisional until the end of the time limit for protests and appeals.


Chief Timekeeper - Scott Laing


Clerk of Course - Tom Williams



www.computime.com.au
COMPUTIME RACE TIMING SYSTEMS PTY LTD

